


Commisceo Global LMS User Guide

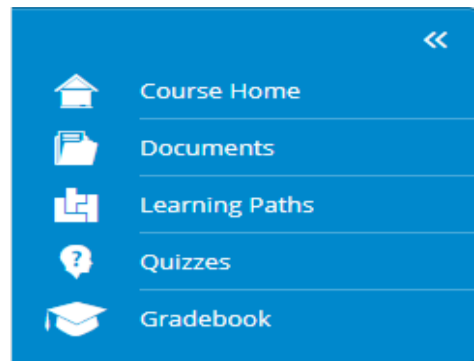

CONTROL PANEL

When you access the LMS you will see your control panel.




Your Learning Path

These icons refer to the different sections available.

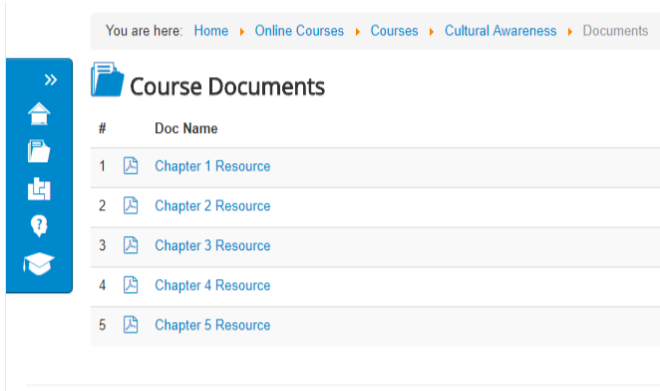


HOME SCREEN



The course 'Home' icon takes you back to the main page for any course.


DOCUMENTS



The 'Documents' icon takes you to the extra resources that have been uploaded for the course.

There is usually one document per chapter containing supporting information such as blogs, podcasts, articles and videos.

YOUR LEARNING PATH



The 'Learning Path' icon shows you where you are on your learning journey through the course. You can skip backwards or forwards as necessary.

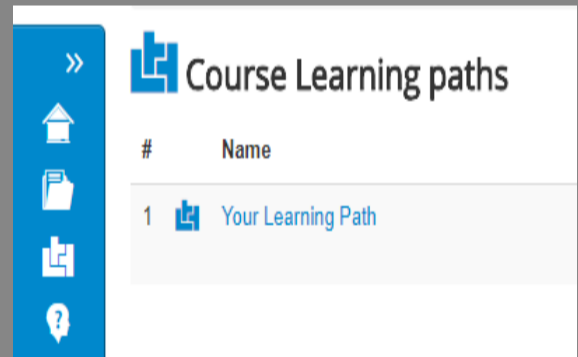

To see your learning path in detail, then click on the learning path link

You will then get this screen

Then click 'Start'




Followed by the 'Contents' button.



This will then list your detailed learning path showing chapters and quizzes such as in the example on the left.

A green tick means the section has been completed.

QUIZZES



To retake or review your Quizzes, simply click the 'Quiz' Icon.

! You MUST access the quiz icon to retake any quizzes. They cannot be retaken via the learning path.

GRADEBOOK

The 'Gradebook' provides an overview of all your Quiz results.

It is also used to generate your certificate when your learning path is fully completed.

